
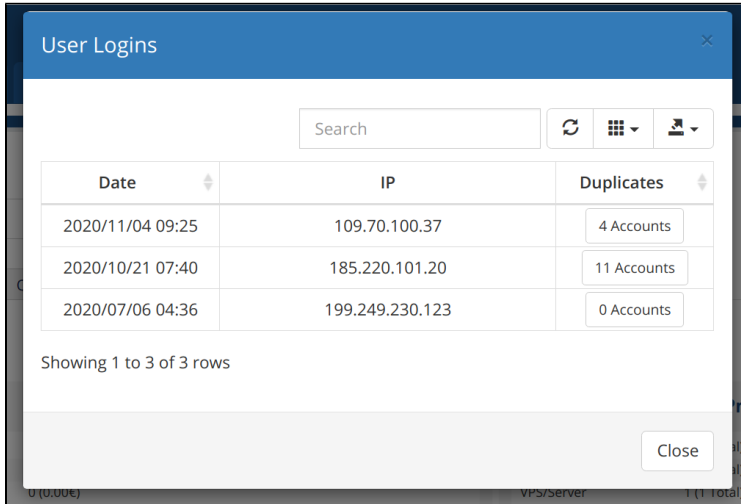


# Usage

 Only logins that occur after the module has been put into operation are recorded. Previous logins are not stored by WHMCS and can therefore not be shown (except the last login).

After installation the module is ready for use.

At the Client Summary page a new menu entry appears where admins can see the previous logins.



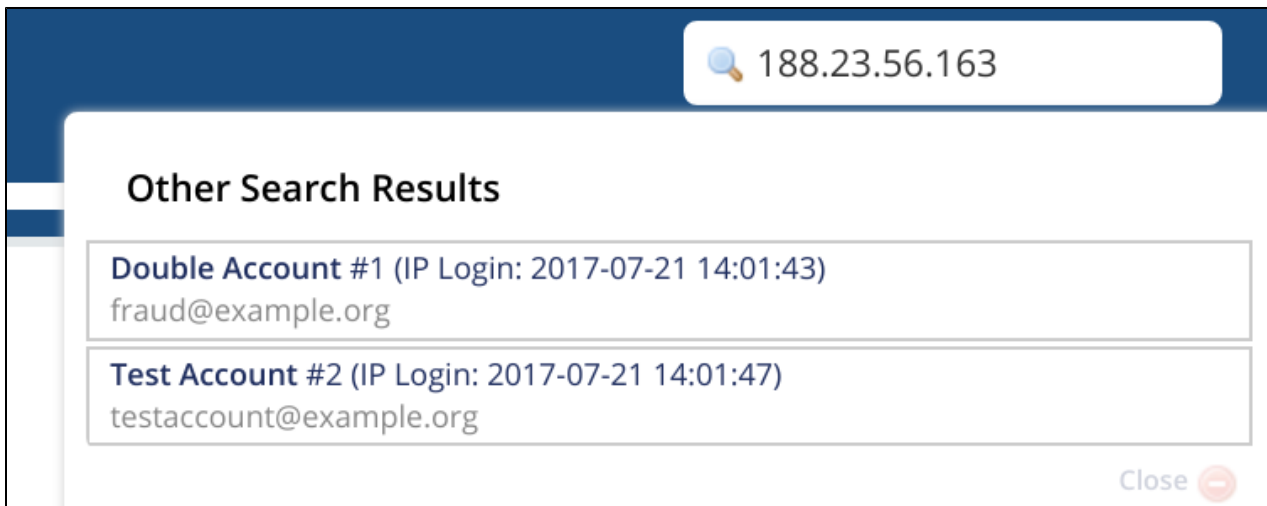
The 'User Logins' modal window displays a table of login records. It includes a search bar, a refresh button, and a close button. The table has three columns: Date, IP, and Duplicates. The data shows three login events with their respective dates, IP addresses, and the number of accounts involved.

Date	IP	Duplicates
2020/11/04 09:25	109.70.100.37	4 Accounts
2020/10/21 07:40	185.220.101.20	11 Accounts
2020/07/06 04:36	199.249.230.123	0 Accounts

Showing 1 to 3 of 3 rows

Close

If you are using WHMCS v7 or above, you can search for IP addresses using the WHMCS intelligent search.



The intelligent search interface shows a search bar with the IP address 188.23.56.163. Below the search bar, the results are categorized under 'Other Search Results'. Two results are listed: 'Double Account #1' and 'Test Account #2', each with its IP login timestamp and associated email address.

188.23.56.163

### Other Search Results

**Double Account #1** (IP Login: 2017-07-21 14:01:43)  
fraud@example.org

**Test Account #2** (IP Login: 2017-07-21 14:01:47)  
testaccount@example.org

Close