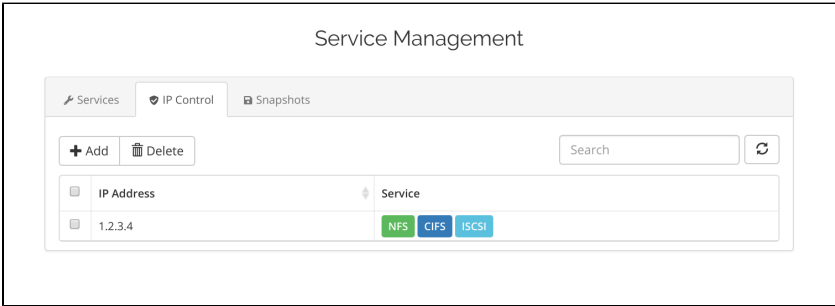
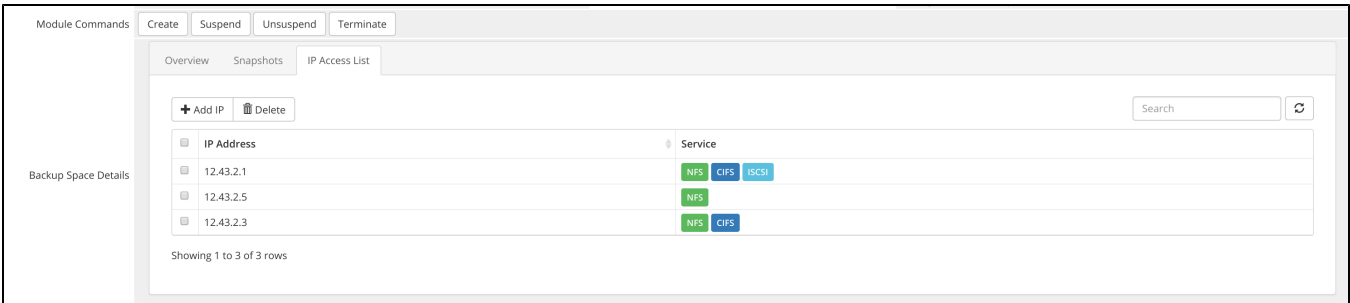


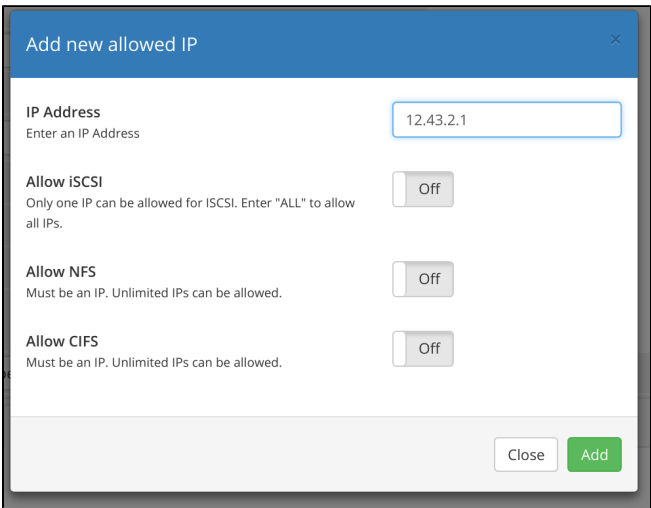
# IP Access Control

IP access control can be used to limit the access of NFS, iSCSI and Samba to certain IPs. The IP Control is possible via the customer panel, if the customer has the appropriate ACL, as well as via the product management in the WHMCS Admin.

A list of allowed IPs is visible at the client area (if permissions allows) and admin area:



New IPs can get added from clients and admins:



If the service is disabled, the slider in the admin panel is greyed out and not clickable. First activate the corresponding service to add an allowed ip.

In the customer area, deactivated services are not visible at all to avoid confusion. When the customer activates the service, the option is automatically added.

## Note about iSCSI

With iSCSI, only a single IP can be allowed access. This is due to an limitation of FreeNAS. With the word "ALL" it is possible to allow any IP address.